

Start

1

2

3

4

5

6

7

8

9

10

11

12

13

14

15

16

17

18

19

20

21

22

23

24

25

26

27

28

29

30

31

32

33

34

35

36

37

38

39

40

41

42

43

44

45

46

47

48

49

50

51

52

53

54

55

56

57

58

59

60

61

62

Finish



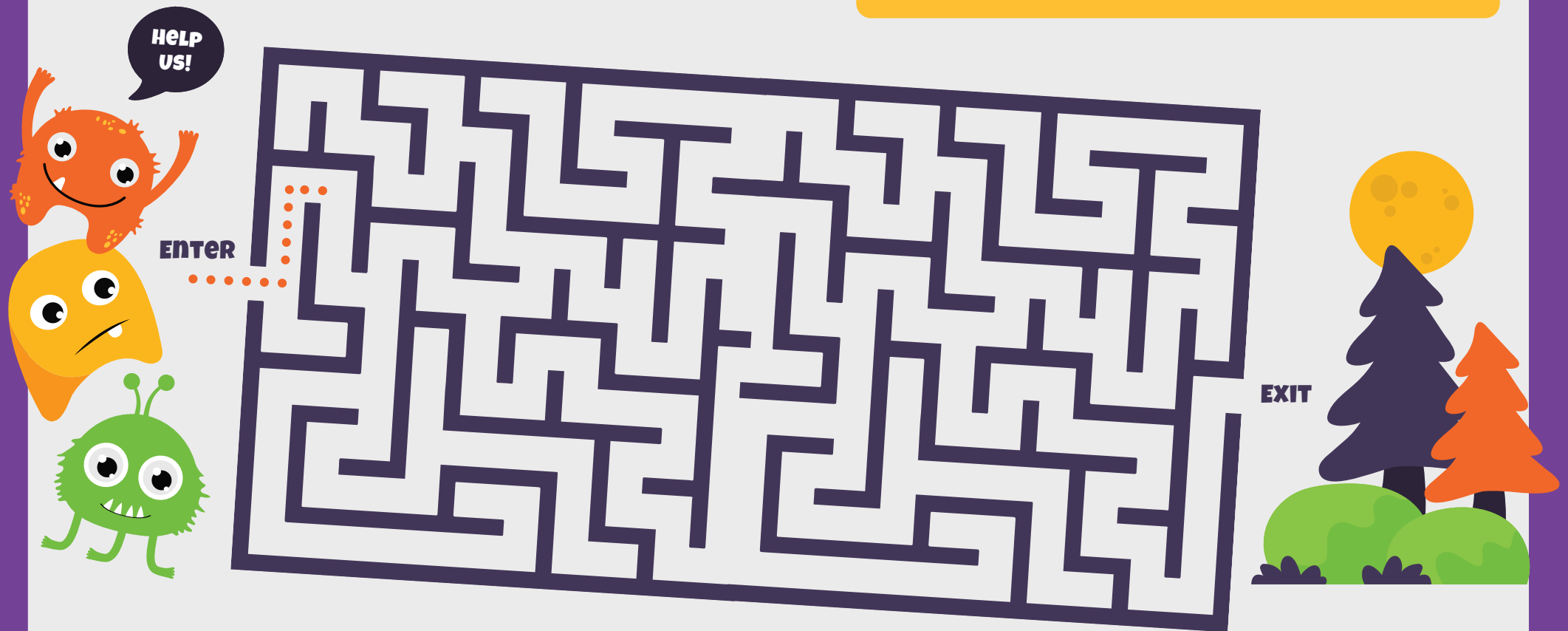
# MOONLIGHT MAZE

Help the monsters get to the moonlit side of the woods.  
Draw a line that will guide their way to the exit.

## HOW DO I DRAW?

If this is a digital worksheet, you can use the draw tool of your photo or document viewer or simple graphics editor. You can also ask for a printout and use your favorite crayon to solve the maze.


Don't forget to ask your teacher, parent, or guardian if you need more help!



name:

# MAZE GAME

Can you help Annie find her lost apple?



# Easter

Complete the pattern. Draw and write the words.




Name: \_\_\_\_\_


Date: \_\_\_\_\_



Bunny




Egg



Egg



Bunny



Ribbon




Ribbon



Basket



Ribbon





Bunny



Ribbon




Basket





# MAZE GAME

Let's help the red mushroom find its way to the blue mushroom!



# Fast Ambulance

- The ambulance should take the patients to the hospital using the shortest route.
- The ambulance must first pick up the first patient, then the second patient.

Name : .....

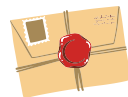
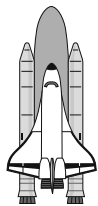

The maze puzzle features a grey ambulance starting at a 'Hospital' on the left. The route must first lead to the 'First Patient' at the bottom center, then to the 'Second Patient' at the top right, and finally to the 'Hospital'. The maze includes several obstacles: a 'STOP' sign at the top, two traffic lights (one on the left and one on the right), a construction sign on the left, and two trees at the bottom corners.



# Professions Puzzle


Name : .....

- Match the items belonging to the professions.



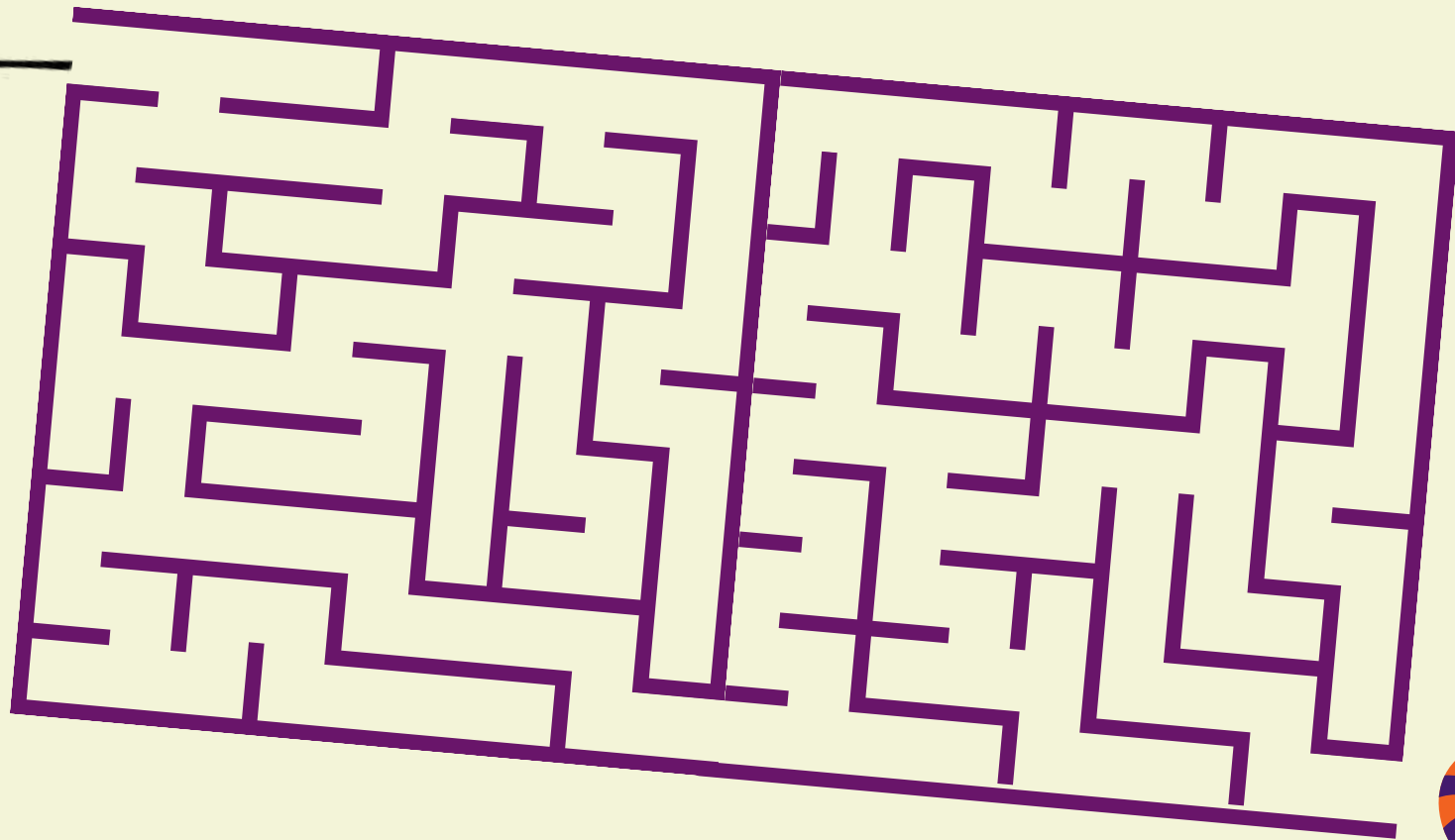
# Puzzle Time!

Cut out the ten pieces of the puzzle and then count to ten to put them in order.





**HELP THE WITCH FIND THE**

**CANDY...**



# HALLOWEEN CROSSWORD PUZZLE



Look at the clues and write the Halloween words



# HALLOWEEN CROSSWORD PUZZLE




Look at the clues and write the Halloween words



# MAZE GAME

Let's help the red mushroom find its way to the blue mushroom!










# Colorful Shapes

Name : .....

- Paint the shapes at the end of the path in the appropriate colors.



# CHRISTMAS PUZZLE

Complete the puzzle.  
Can you find the secret word?

1 ○ ○ ○ ○ ○ ○

2 ○ ○ ○ ○ ○ ○ ○

3 ○ ○ ○ ○ ○

4 ○ ○ ○ ○ ○

5 ○ ○ ○ ○ ○ ○ ○

6 C H R I S T M A S

7 ○ ○ ○ ○ ○ ○ ○

8 ○ ○ ○ ○ ○ ○ ○ ○

9 ○ ○ ○ ○ ○ ○ ○

10 ○ ○ ○ ○ ○ ○ ○ ○



# CHRISTMAS PUZZLE

Complete the puzzle.  
Can you find the secret word?

1 S L E I G H

2 S T O C K I N G

3 C A N D Y

4 A N G E L

5 P R E S E N T

C H R I S T M A S


6 B A U B L E

7 W R E A T H

8 M I S T L E T O E



9 S A N T A

10 R E I N D E E R



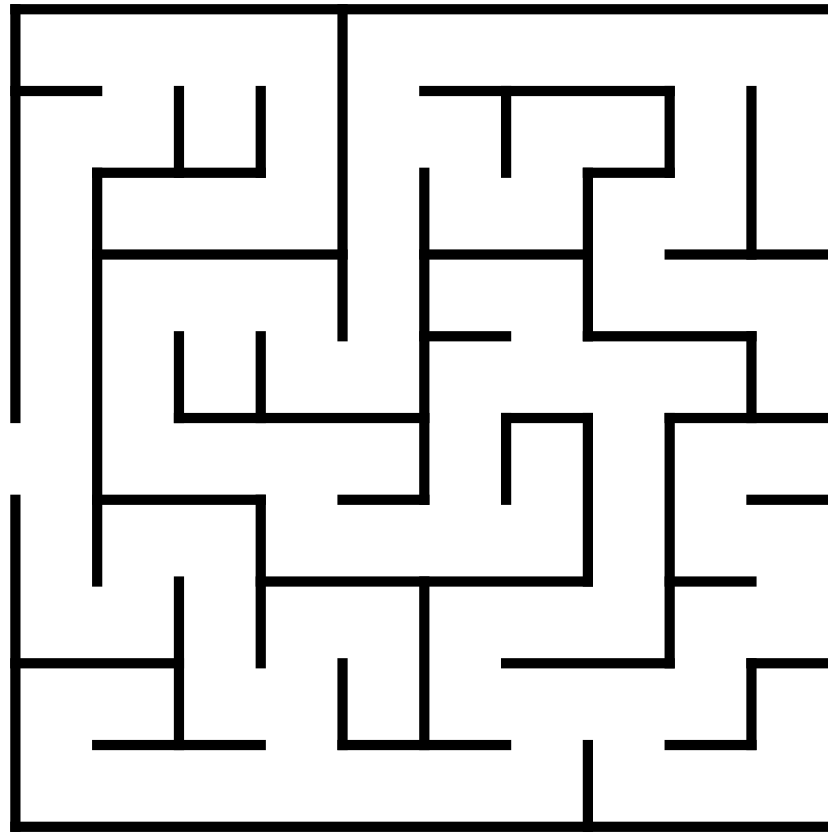
# Valentine's Day Pug Maze

Help the pugs find the way to each other.




# Valentine's Day Pug Maze

Help the pugs find the way to each other.



# Valentine's Day Pug Maze

Help the pugs find the way to each other.







# Colorful Crabs

Name : .....



- Paint the crabs at the end of the road in the appropriate colors.







# Valentine's Day Cat Maze

Help the cat find the way to each other.






# Valentine's Day Cat Maze

Help the cat find the way to each other.



# Valentine's Day Cat Maze


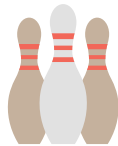


Help the cat find the way to each other.



# Game Balls

Name: .....





- Match the game balls with the corresponding pictures.




# Sequencing Plant Life Cycle

name: \_\_\_\_\_  
class: \_\_\_\_\_  
date: \_\_\_\_\_


Cut and sequence the pictures in the correct order.



plant



sprout



seed



seedling






# Sequencing Chicken Life Cycle

name: \_\_\_\_\_


class: \_\_\_\_\_

date: \_\_\_\_\_


Cut and sequence the pictures in the correct order.



chick



chicken










hatching



egg









# Smallest to Biggest Sequencing

*Cut the pictures and order them from smallest to biggest.*



# Shortest to Longest Sequencing








*Cut the pictures and order them from shortest to longest.*





# Shortest to Tallest Sequencing

*Cut the pictures and order them from shortest to tallest.*







# Sequencing Butterfly Life Cycle

name: \_\_\_\_\_

class: \_\_\_\_\_

date: \_\_\_\_\_

Cut and sequence the pictures in the correct order.



chrysalis



caterpillar



butterfly



eggs

# Bear Ordinal Numbers

Instruct learners to place a shape on a certain bear. For example, "Place the heart on the third bear."



**first**





**second**



**third**



**fourth**



# Sequencing Frog Life Cycle


name: \_\_\_\_\_

class: \_\_\_\_\_

date: \_\_\_\_\_

Cut and sequence the pictures in the correct order.


--	--	--	--	--



froglet



frog



tadpole



eggs













tadpole with legs



name: \_\_\_\_\_



# Secret Code Addition



Hi, secret agent! Let's crack the secret code to solve the math problems. Use the chart below to rewrite the problems using numbers.







									
0	1	2	3	4	5	6	7	8	9



	+		=	_____
1	+	3	=	4



	+		=	_____
_____	+	_____	=	_____



	+		=	_____
_____	+	_____	=	_____



	+		=	_____
_____	+	_____	=	_____

	+		=	_____
_____	+	_____	=	_____

	+		=	_____
_____	+	_____	=	_____

	+		=	_____
_____	+	_____	=	_____



	+		=	_____
_____	+	_____	=	_____

	+		=	_____
_____	+	_____	=	_____

# Cuddly Friends

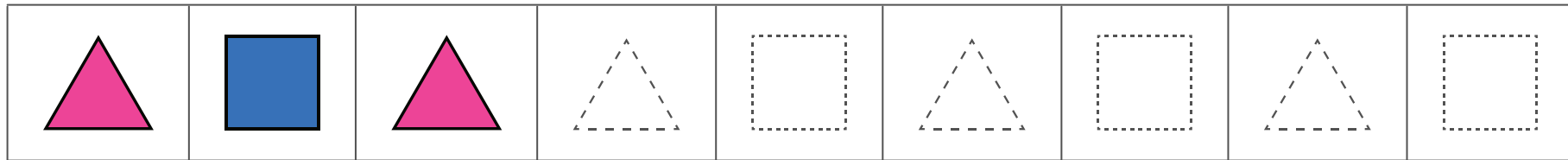
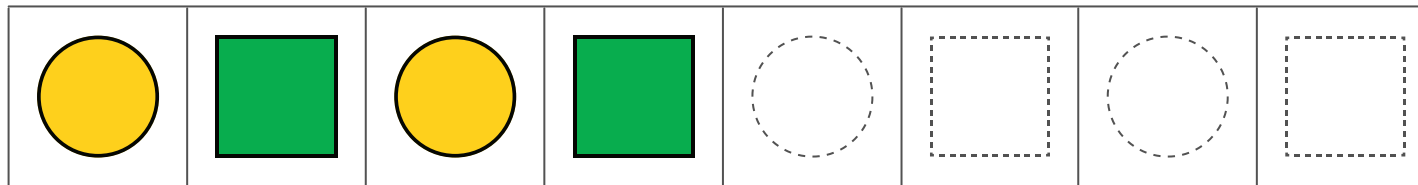
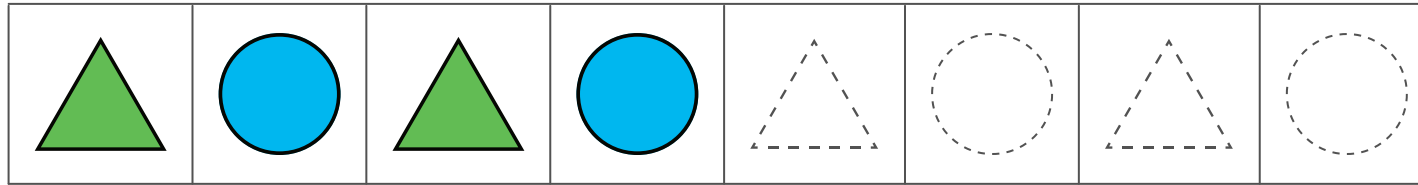
Count and collect the animals.

Color the animal as much as the result of the procedure.





Say the rule of the pattern and continue the pattern.

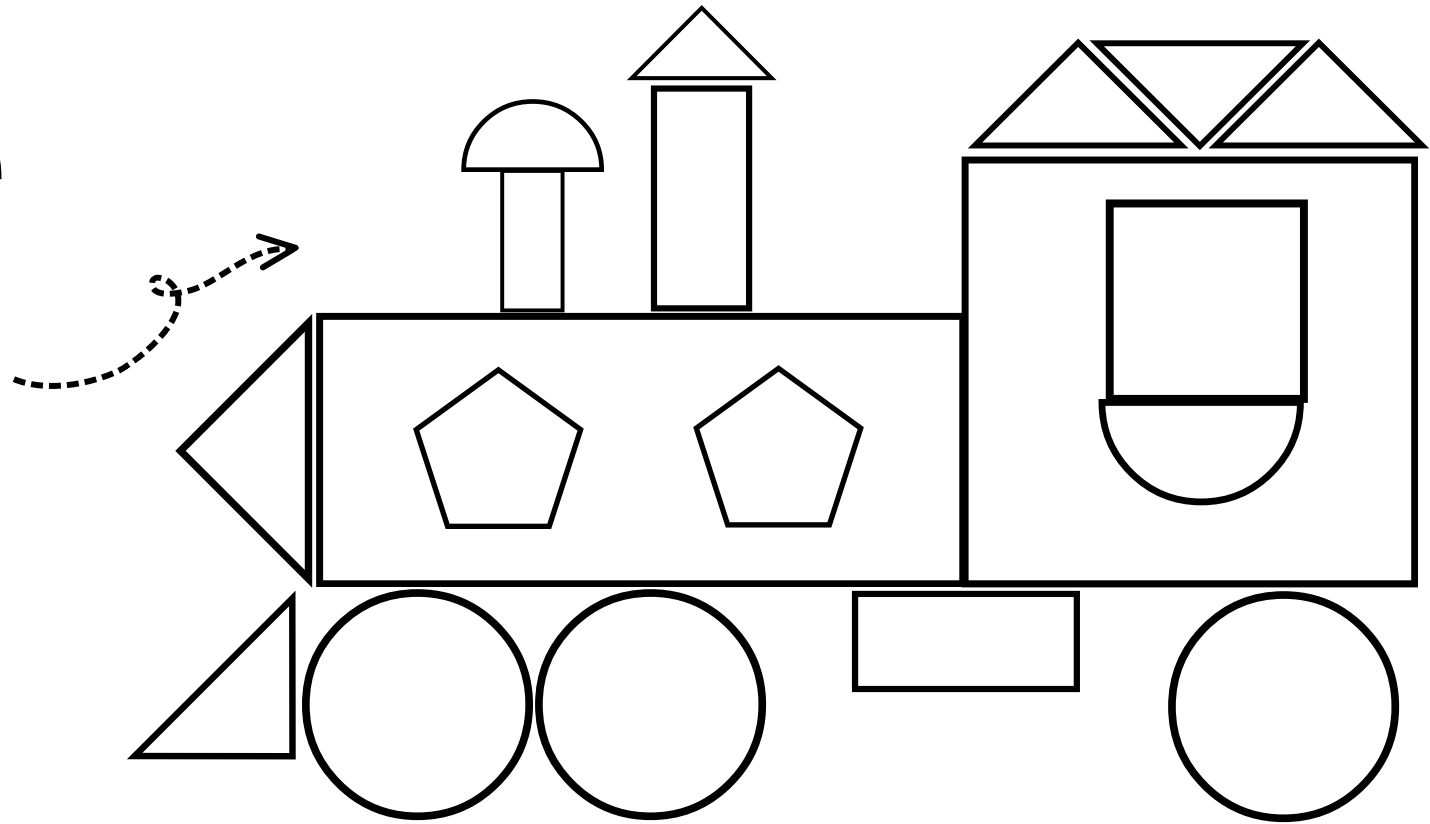





# Train from Shapes

Name : .....

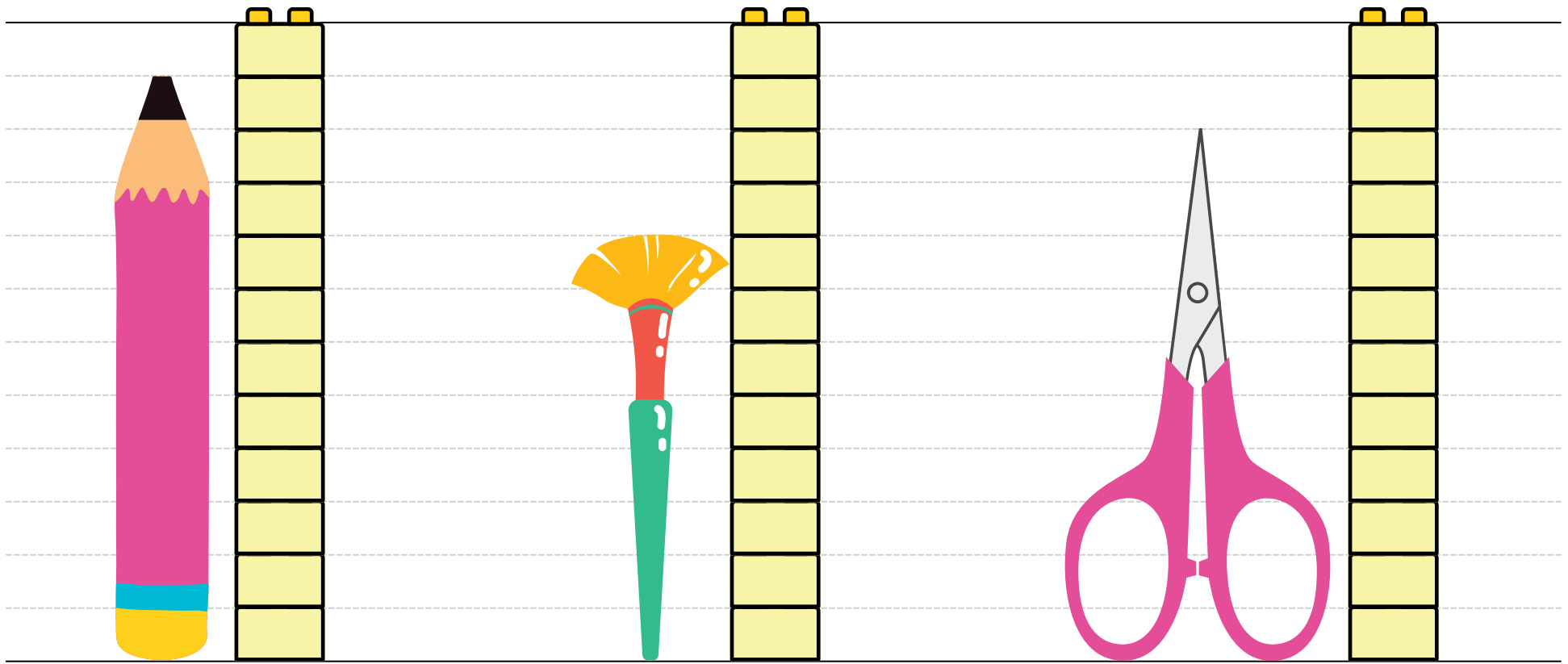
- Paint the train according to the figure colors below.





# How Many Blocks Tall am I?


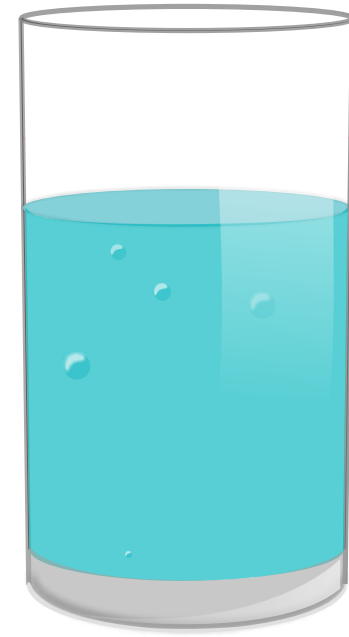

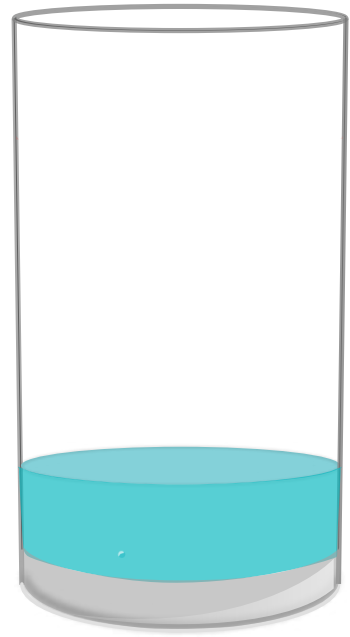

Measure objects length by counting blocks. Tell me how tall they are in blocks.






# Colour if Full!

Colour the heart under the full glass.



# Flowers Have Bloomed

Measure flowers length by counting blocks. Show me how tall the flowers are by colouring blocks.








# Animal from Shapes


Name : .....

- Paint animals according to the figure colors below.





# Higher - Lower

There are two cute monsters on the seesaw.  
Paint the higher one purple, and paint the lower one green.




# HELP THE GIRAFFE!

Draw a path from the giraffe to the tree by counting from 1 to 10.

	10	9	3	4	5
	1	2	3	4	7
8	7	7	6	5	
9	8	8	9	10	


# Beads on a String

Count the beads. Put as many beads on a string ve write down the number.




1 + 4 = \_\_\_\_\_

1 4



2 + 3 = \_\_\_\_\_


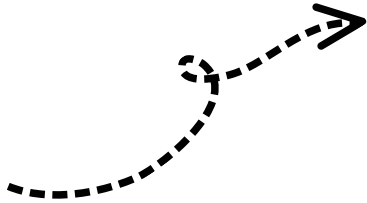



2 3



# Robot from Shapes

Name : .....

- Paint the robot according to the figure colors below.





# SKIP COUNTING

The family wants to go to the beach!  
Skip count by 2s and write the missing numbers to help them reach their destination!



2

6

14

10


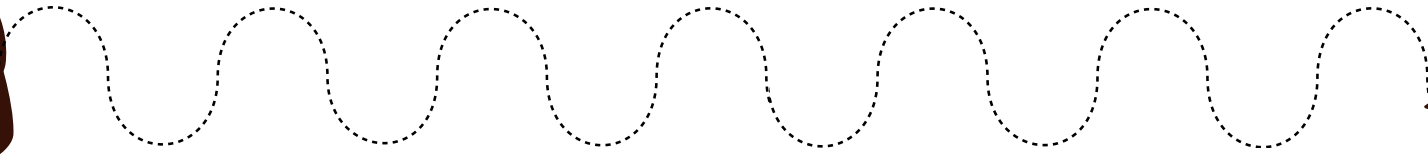
18

22

24


# Groundhog Day Tracing Lines

Match the groundhogs and holes by tracing lines.



# CHRISTMAS PATTERNS

Pay close attention to the colours and continue the pattern in each row:




# Groundhog Day Which Happens When?

Cut out the pieces and order them which happens first, second and third.

1


2

3



# SKIP COUNTING



Ahoy mateys! The pirates are on an adventure to find the missing treasure! Skip count by 10 and write the missing numbers to help them find the treasure!



10




30






80

70


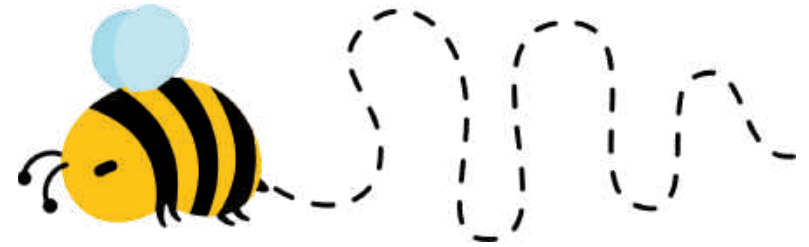
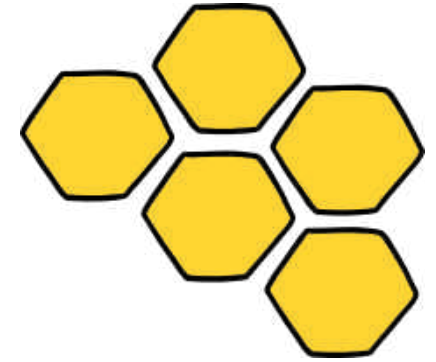


50



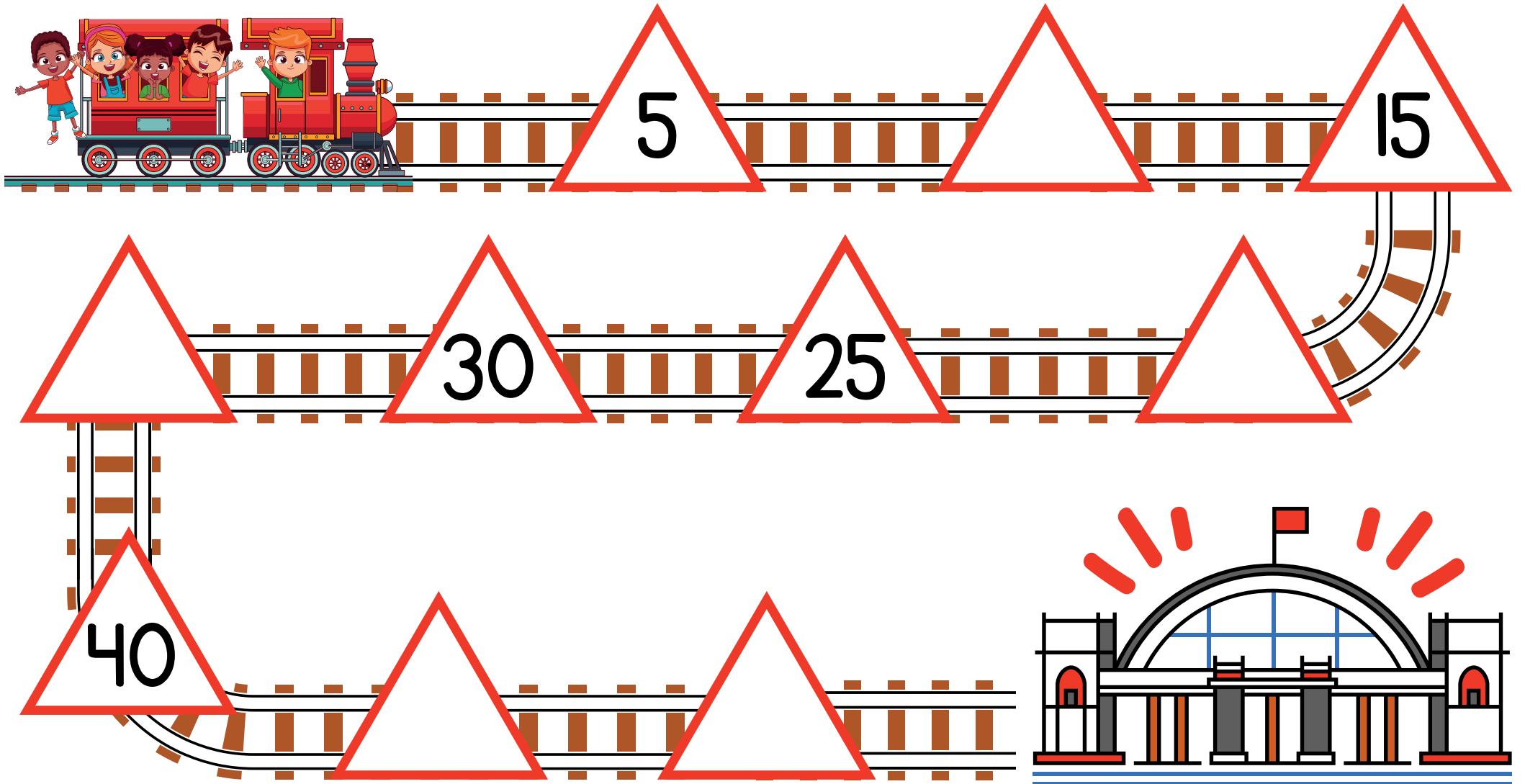
# Bee Tracing

Carefully trace the lines:









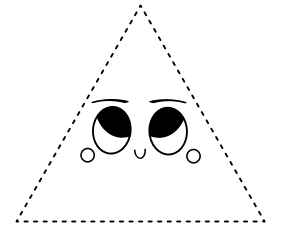
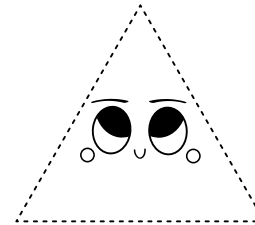
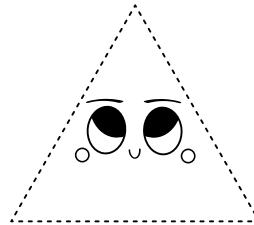
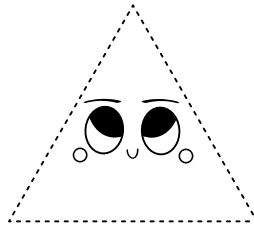
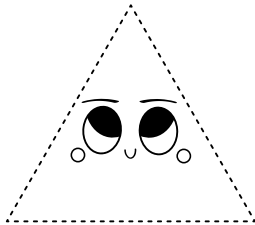






# SKIP COUNTING

Chugga chugga choo choo! It's time for the train to go! Skip count by 5 and write the missing numbers to help the train reach the station!



# 2D SHAPE TRACING



Careful trace the shapes and then color them:





**A**

The robot's energy is running out, get it to the battery.

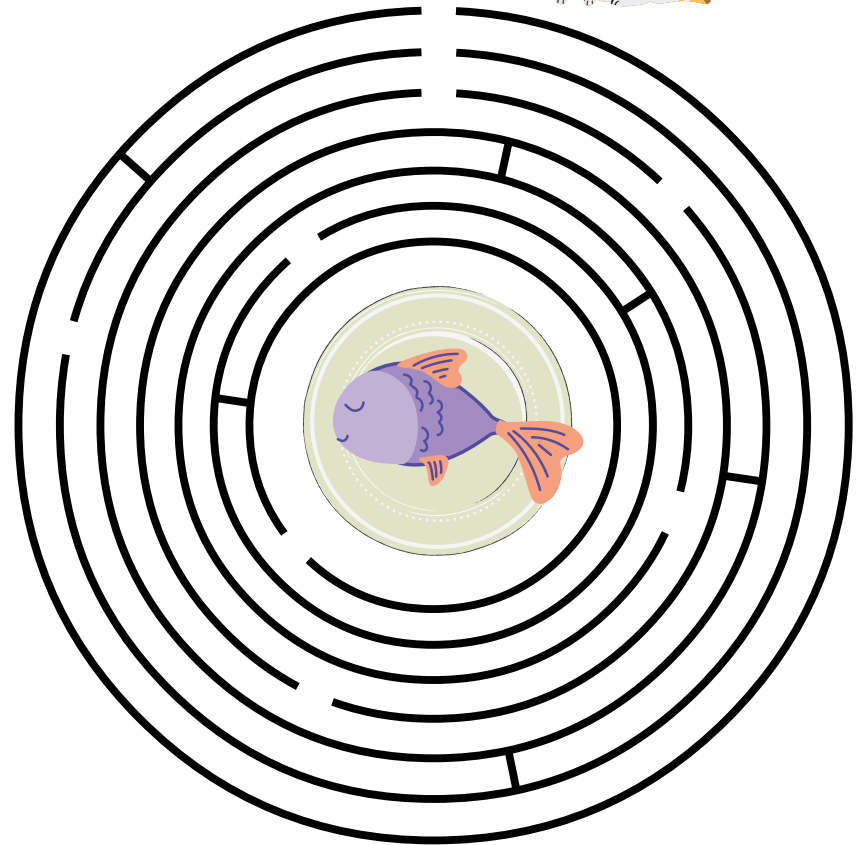


Name : .....

**Circle Maze**

**B**

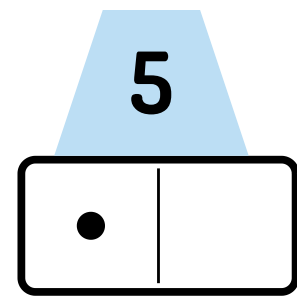
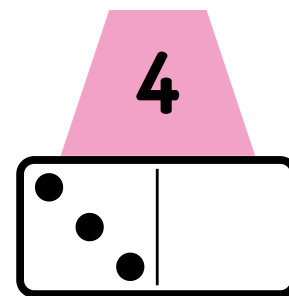
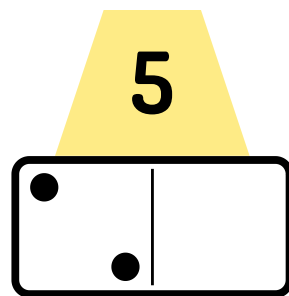
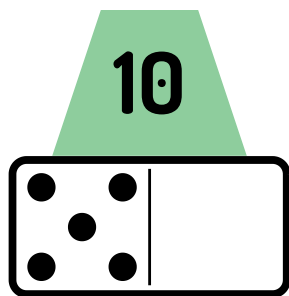
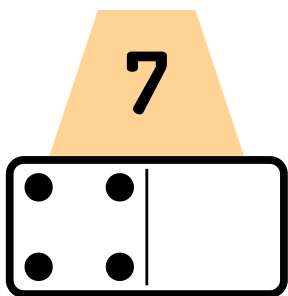
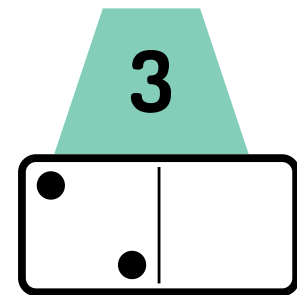
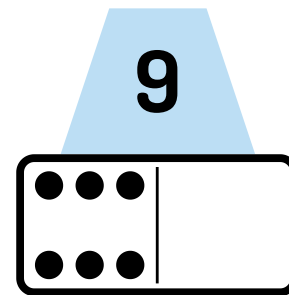
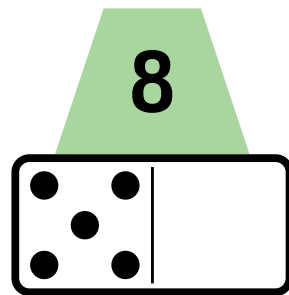
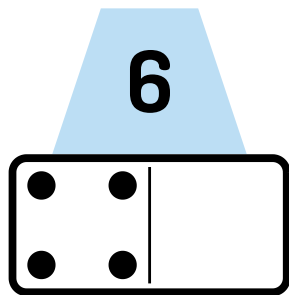
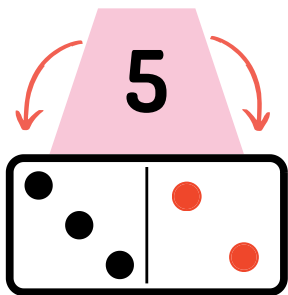
Deliver the cute cat to dinner.



# Complete the Numbers

Name : .....

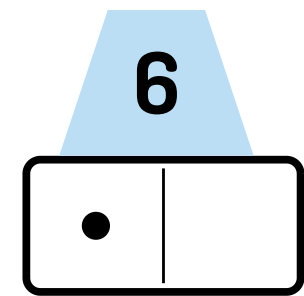
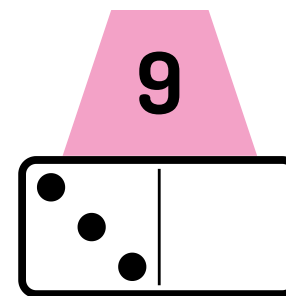
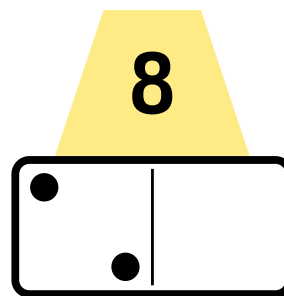
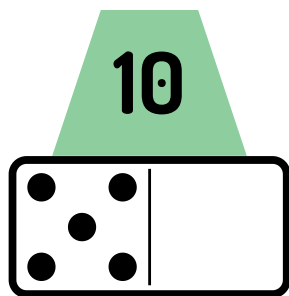
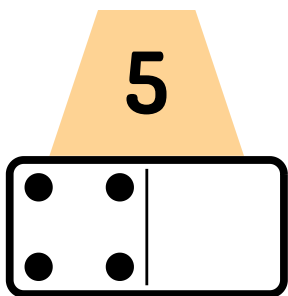
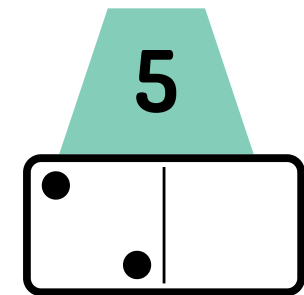
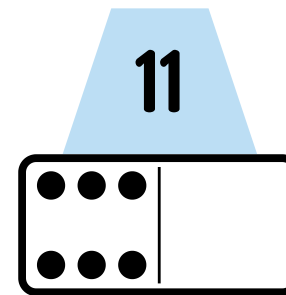
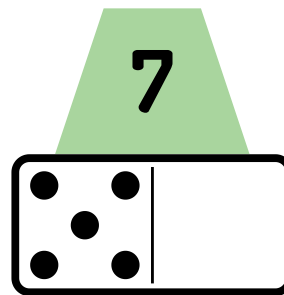
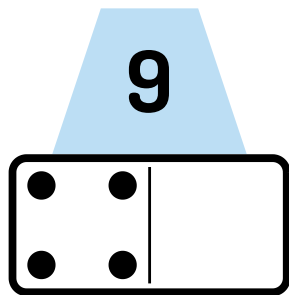
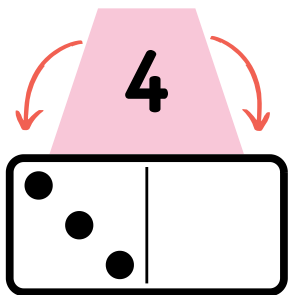
- Complete the missing points in the boxes under the numbers.



# Complete the Numbers

Name : .....

- Complete the missing points in the boxes under the numbers.








# Short - Long

Name : .....

- Sort the giraffes from shortest to longest.

1      2      3      4      5      6      7

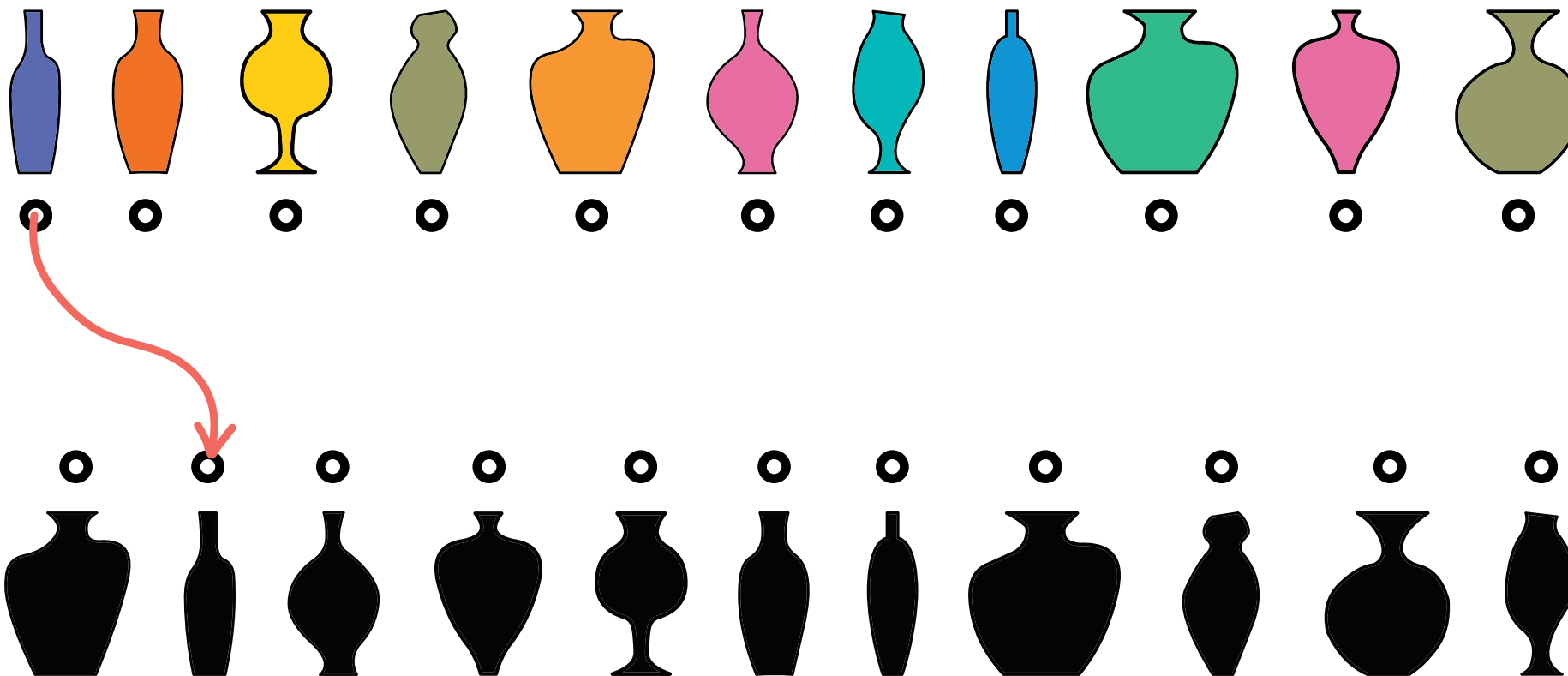
(G)    ( )    ( )    ( )    ( )    ( )    ( )



# Match Shadows

Name : .....

- Examine the vases.
- Match all vase with their vase shadows.




















# Healthy Foods

Name : .....

- Tick healthy foods.

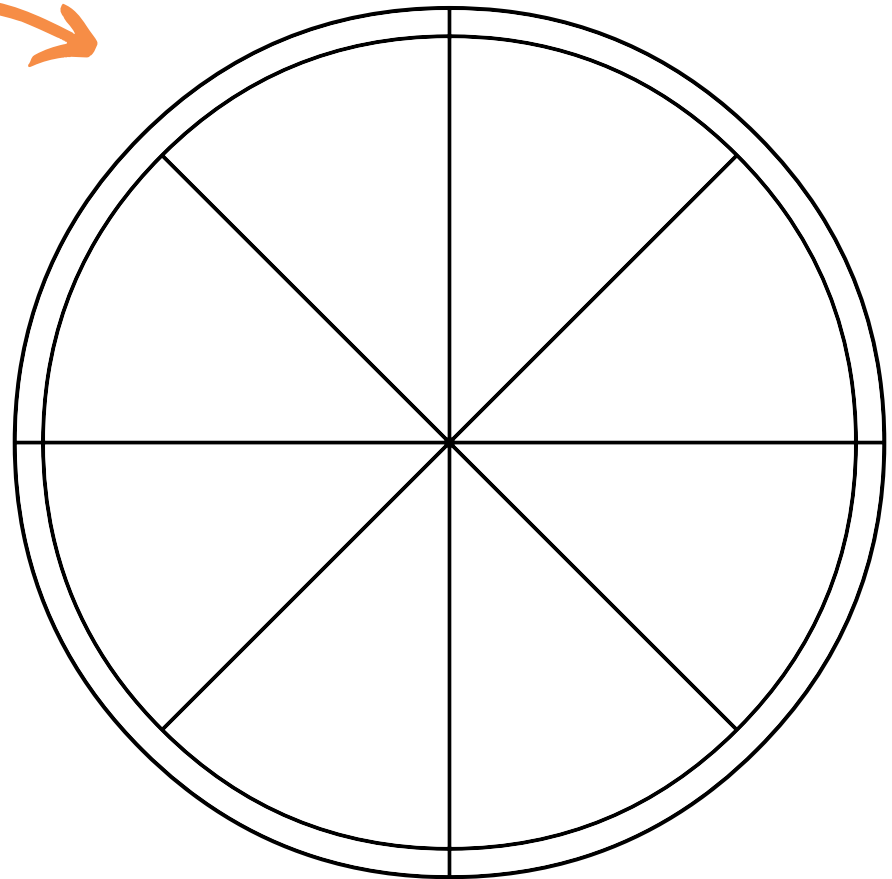





## Draw the Same

Name : .....

- Draw and paint the same pizza on the left, on the right.





# Big - Small

Name : .....

- Sort the watermelons from smallest to largest.

1

2




3

4


5

6

7



G



B



A




F



**A**

Deliver the mother bird to her chicks.




Name : .....

**Circle Maze**

**B**

The baby mouse is hungry, get her to the cheese.







# Mother Bird

Name : .....

- Find and paint the path that leads to the mother bird's nest.

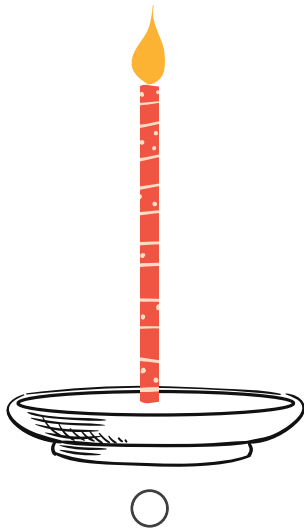




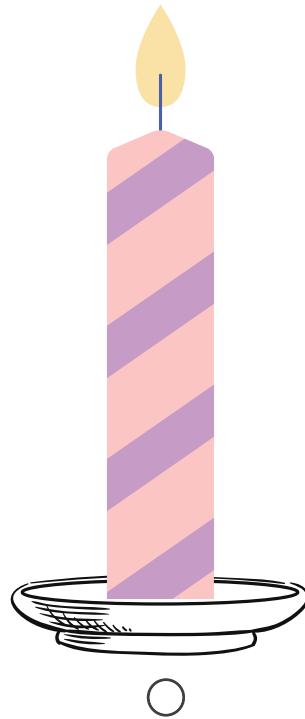
# Thin Thick Candles

Name : .....


- Match the following long, short, very long, very short concepts with candles.



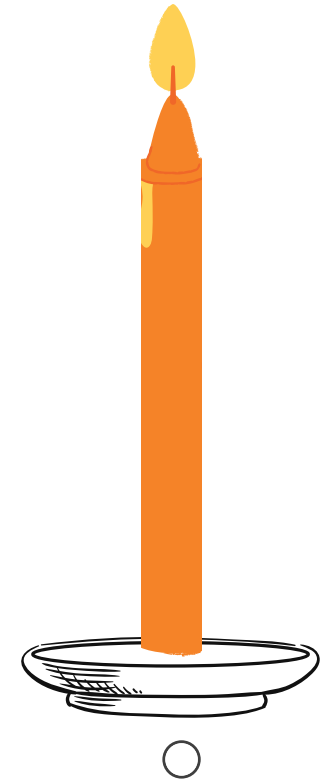
Thin



Very Thin



Thick




Very Thick





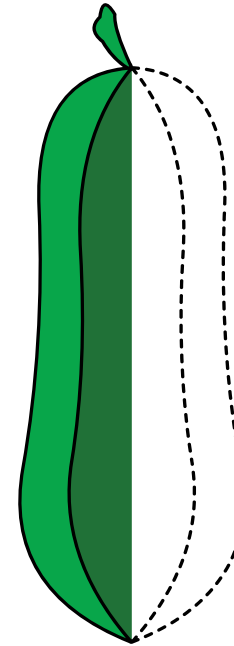
## Completing the Half

- Trace and paint half of the drawings.
- Write the name of the objects below.



Rabbit

Name : .....

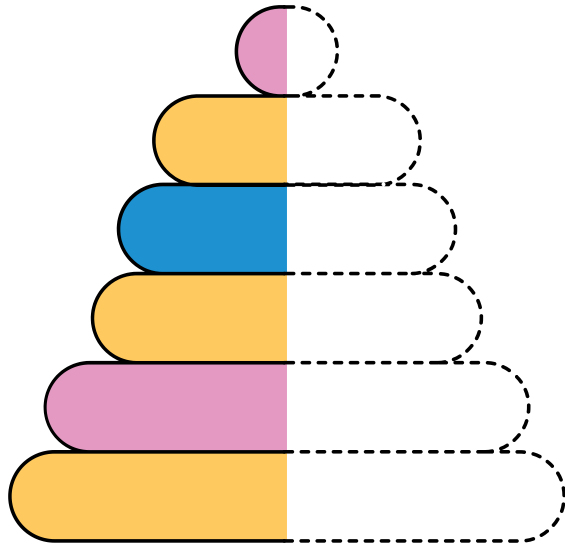


Cucumber



## Completing the Half

- Trace and paint half of the drawings.
- Write the name of the objects below.



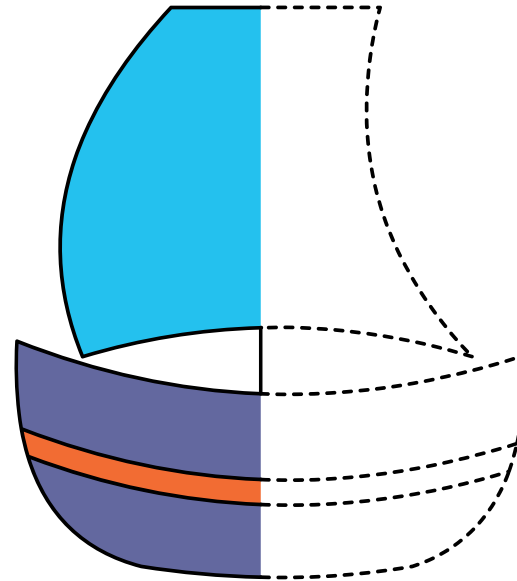
Tower

\_\_\_\_\_

\_\_\_\_\_

\_\_\_\_\_

Name : .....



Ship

\_\_\_\_\_

\_\_\_\_\_


\_\_\_\_\_




# Emotional Shapes

Name : .....

- Complete the drawings of the figures.
- Write their names below.



Circle Circle



Square Square



# Short - Long

• Sort the trees from shortest to longest.

Name: .....

1

2







3

4

5

6

7



A



B



~~C~~



D



E

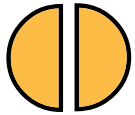


F



G


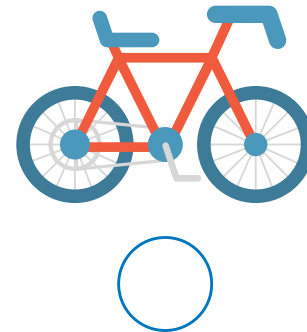

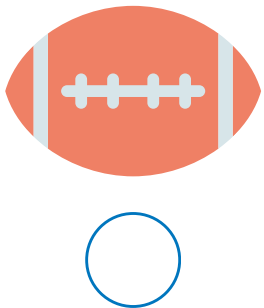

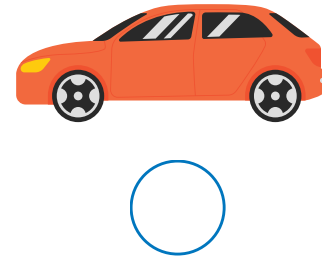






## Two Equal Parts

Name: .....

- Mark objects that are divided into two equal parts.





# Short - Long

• Sort the trees from shortest to longest.

Name: .....

1

2








3

4

5

6

7



A



B



~~C~~



D



E



F



G